

Introduction

- ▶ The gyrokinetic code GENE [1], has been extended from its original flux-tube version to a global geometry.
- ▶ Includes radial variation of temperature and density profiles, as well as of magnetic geometry.
- ▶ Non-periodic boundary conditions allow for profile relaxation.
- ▶ Heat sources & sinks enable quasi-stationary microturbulence simulations.
- ▶ Interface with the MHD equilibrium code CHEASE [2,3].
- ▶ Various benchmarks, including comparisons with other global codes are presented.

Global GENE Model

- ▶ Field aligned coordinate system $\vec{X} = (x : \text{radial}, y: \text{binormal}, z: \text{parallel}) \Rightarrow \vec{B}_0 = C(x) \vec{\nabla}x \times \vec{\nabla}y$.
- ▶ Gyrokinetic equation with radial (x) variations of equilibrium quantities.
- ▶ Particle distribution function $f_j(\vec{X}, v_{\parallel}, \mu) = f_{0j} + f_{1j}$, with f_{0j} a local Maxwellian.
- ▶ Gyrokinetic equation is solved for the perturbed distribution function f_{1j} .
- ▶ Perturbed electrostatic and vector potentials ($\Phi_1, A_{1\parallel}$) are self-consistently computed through the quasineutrality (Q.N.) equation and parallel component of Ampère's law.
- ▶ Gyrokinetic ordering $|k_{\parallel}| \ll |k_{\perp}| \Rightarrow$ Neglect $\partial/\partial z$ compared to $\partial/\partial x$ and $\partial/\partial y$.

The Gyrokinetic Equation

$$-\partial_t g_{1j} = \frac{1}{C} \frac{B_0}{B_{0\parallel}^*} \left[\frac{1}{L_{nj}} + \left(\frac{m_j v_{\parallel}^2}{2T_{0j}} + \frac{\mu B_0}{T_{0j}} - \frac{3}{2} \right) \frac{1}{L_{Tj}} \right] f_{0j} \partial_y \bar{\chi}_1 + \frac{1}{C} \frac{B_0}{B_{0\parallel}^*} \left(\partial_x \bar{\chi}_1 \Gamma_{y,j} - \partial_y \bar{\chi}_1 \Gamma_{x,j} \right) + \frac{B_0}{B_{0\parallel}^*} \frac{\mu B_0 + m_j v_{\parallel}^2}{m_j \Omega_j} \left(\mathcal{K}_x \Gamma_{x,j} + \mathcal{K}_y \Gamma_{y,j} \right) - \frac{1}{C} \frac{B_0}{B_{0\parallel}^*} \frac{\mu_0 v_{\parallel}^2}{\Omega_j B_0} \rho_0 \Gamma_{y,j} + \frac{C v_{\parallel}}{B_0 J} \Gamma_{z,j} - \frac{C \mu}{m_j B_0 J} \partial_z B_0 \partial v_{\parallel} f_{1j},$$

- ▶ where $g_{1j} = f_{1j} + q_j v_{\parallel} \bar{A}_{1\parallel} f_{0j} / T_{0j}$, $\bar{\chi}_1 = \bar{\Phi}_1 - v_{\parallel} \bar{A}_{1\parallel}$, $\Gamma_{\alpha,j} = \partial_{\alpha} f_{1j} + q_j \partial_{\alpha} \bar{\Phi}_1 f_{0j} / T_{0j}$ for $\alpha = (x, y, z)$.
- ▶ The overbar denotes gyroaveraged quantities.
- ▶ Background density, temperature and pressure profiles: $n_{0j}(x)$, $T_{0j}(x)$, $p_0(x)$. Corresponding inverse logarithmic gradients: $L_A(x) = -(d \ln A / dx)^{-1}$ for $A = [n_j, T_j, p]$.
- ▶ $\mathcal{K}_x(x, z)$ and $\mathcal{K}_y(x, z)$ are related to curvature and gradients of \vec{B}_0 . $J(x, z) = [(\vec{\nabla}x \times \vec{\nabla}y) \cdot \vec{\nabla}z]^{-1}$ is the Jacobian.
- ▶ $\Omega_j(x, z) = q_j B_0 / m_j$, and $B_{0\parallel}^*(x, z, v_{\parallel}) = B_0 + (m_j / q_j) v_{\parallel} (\vec{\nabla} \times \vec{b}_0) \cdot \vec{b}_0$, with $\vec{b}_0 = \vec{B}_0 / B_0$.

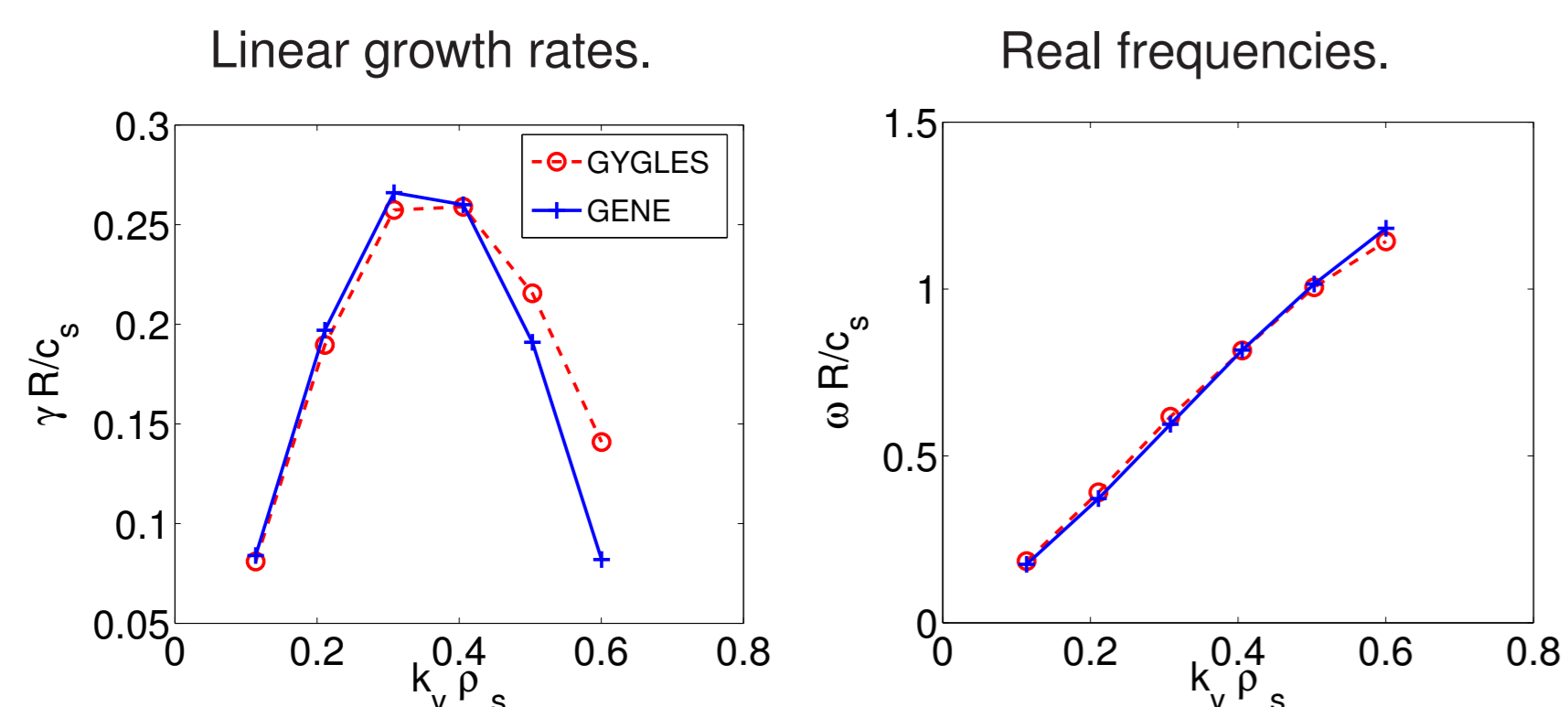
Benchmarking and Code Comparisons

Codes Used for Comparisons

- ▶ Comparison with linear and non-linear global PIC codes GYGLES [4] and ORB5 [5] based on δf scheme.
- ▶ Global GENE :
 - ▶ Solving in direct space except y -direction for which Fourier representation is used.
 - ▶ Derivatives in real space computed with finite differences.
 - ▶ Dirichlet radial boundary conditions.
 - ▶ Direct space anti-aliasing scheme in radial direction.
 - ▶ Direct space integral gyroaveraging operator in radial direction.

Linear ITG Spectra for CYCLONE Base Case [6] with Adiabatic Electrons

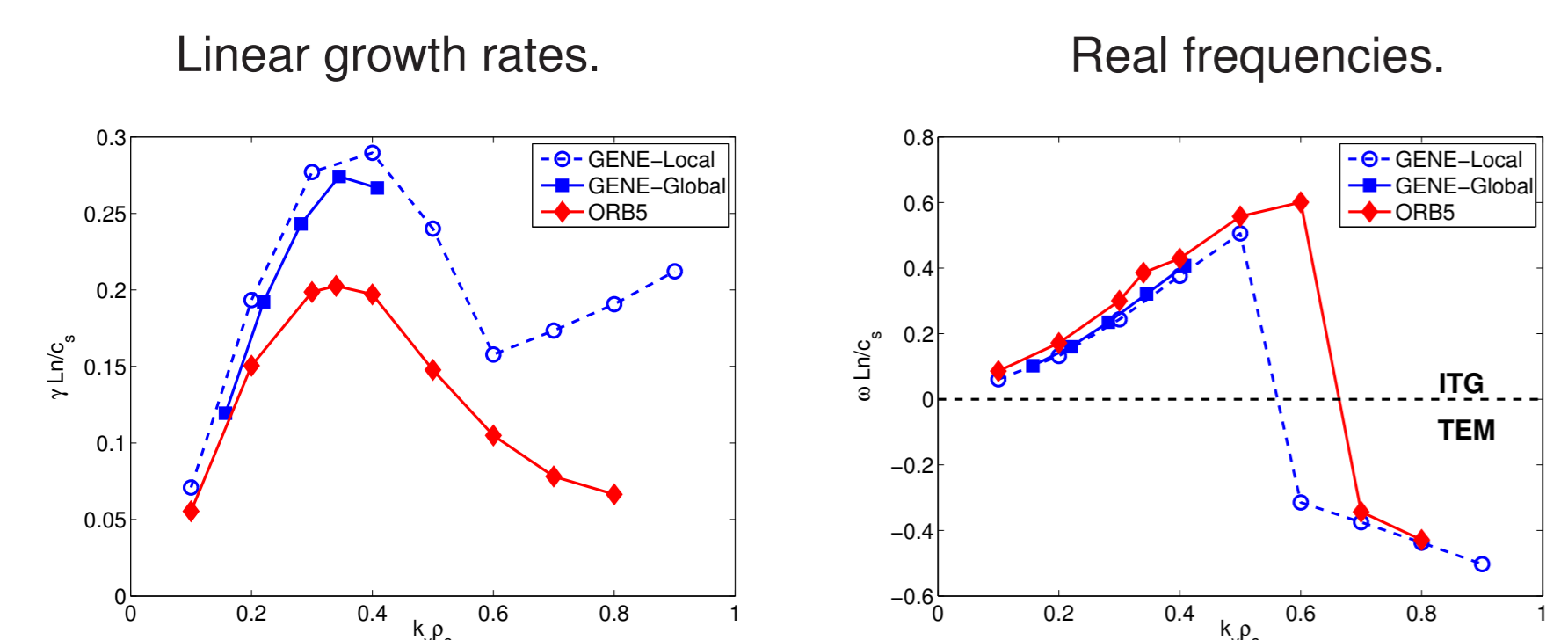
CYCLONE parameters with adiabatic electrons : $a/R = 0.36$, $\rho^* = \rho_s / a = 1/180$, $q = 0.85 + 2.4(x/a)^2$, $T_i/T_e = 1$, peaked T and n profiles with $R/L_T(x_0) = 6.96$, $R/L_n(x_0) = 2.2$, and $x_0 = 0.5a$.



- ▶ Good agreement on growth rates and real frequencies.
- ▶ Remaining discrepancies at high k_y can be assigned to differences in the field solvers (2nd order expansion in $k_{\perp} \rho_s$ in GYGLES, all orders kept in GENE).

Linear ITG-TEM Spectra for CYCLONE Base Case with Kinetic Electrons

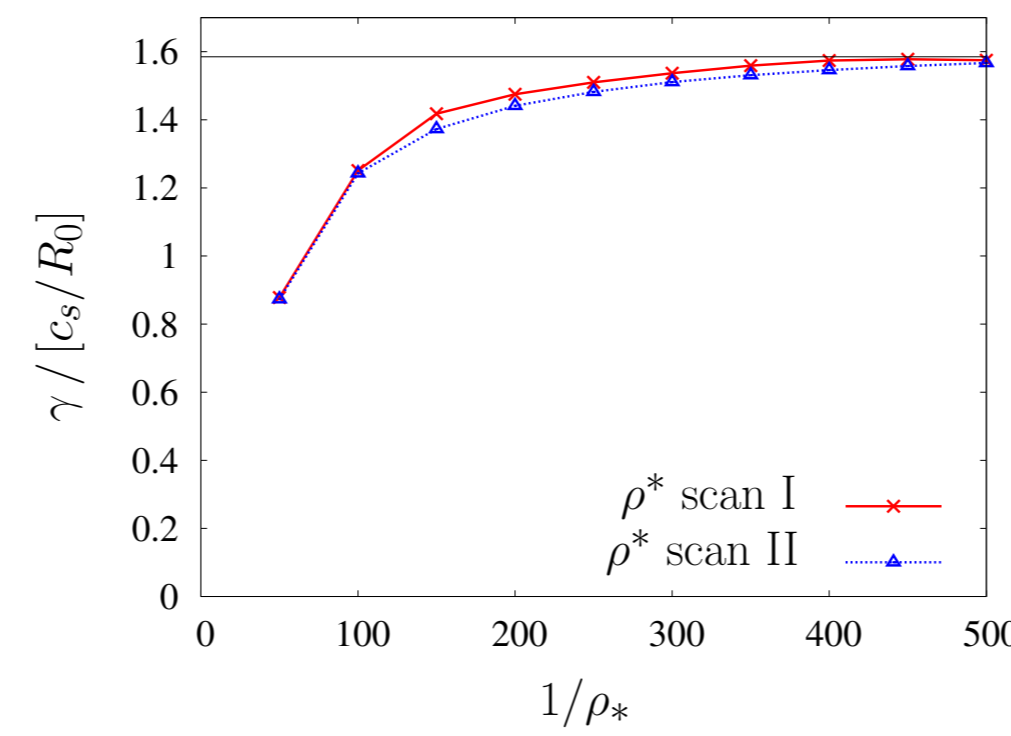
- ▶ CYCLONE parameters with kinetic electrons and mass ratio $m_i/m_e = 400$.



- ▶ Transition from ITG to TEM at higher $k_y \rho_j$.
- ▶ Differences between global GENE and ORB5 results may be related to ORB5 treating only trapped electrons kinetically (adiabatic response for passing), while GENE treats electrons fully kinetically.
- ▶ Resolution for global GENE simulations: $(320 \times 64 \times 64 \times 32)$ in the $(x, z, v_{\parallel}, \mu)$ directions \Rightarrow High resolutions in (x, v_{\parallel}, μ) required for resolving non-adiabatic response of passing electrons at mode rational surfaces.

Linear ρ^* scan with Kinetic Electrons and EM Effects

- ▶ CYCLONE-like parameters with finite $\beta = 2.5\%$.
- ▶ Simulations are carried out considering kinetic electrons (proton-electron mass ratio) and both potentials ($\Phi_1, A_{1\parallel}$).

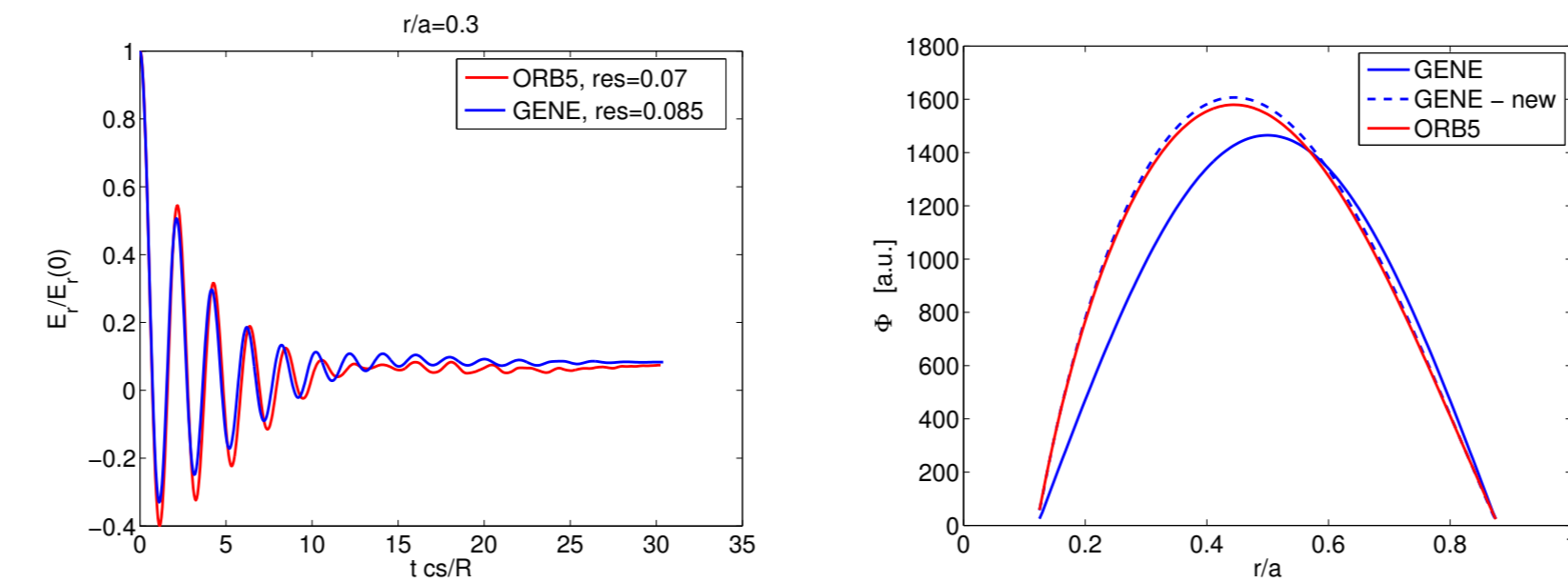


Growth rate γ for ρ^* scan at $k_y \rho_s = 0.28$. Radial width of the simulation annulus is kept fixed with respect to (I) the Larmor radius, and (II) the minor radius. Local flux-tube result in black.

- ▶ $\beta = 2.5\% \Rightarrow$ Kinetic ballooning modes dominate.
- ▶ Local flux-tube limit recovered by global code in limit $\rho^* \rightarrow 0$.

Rosenbluth-Hinton Test

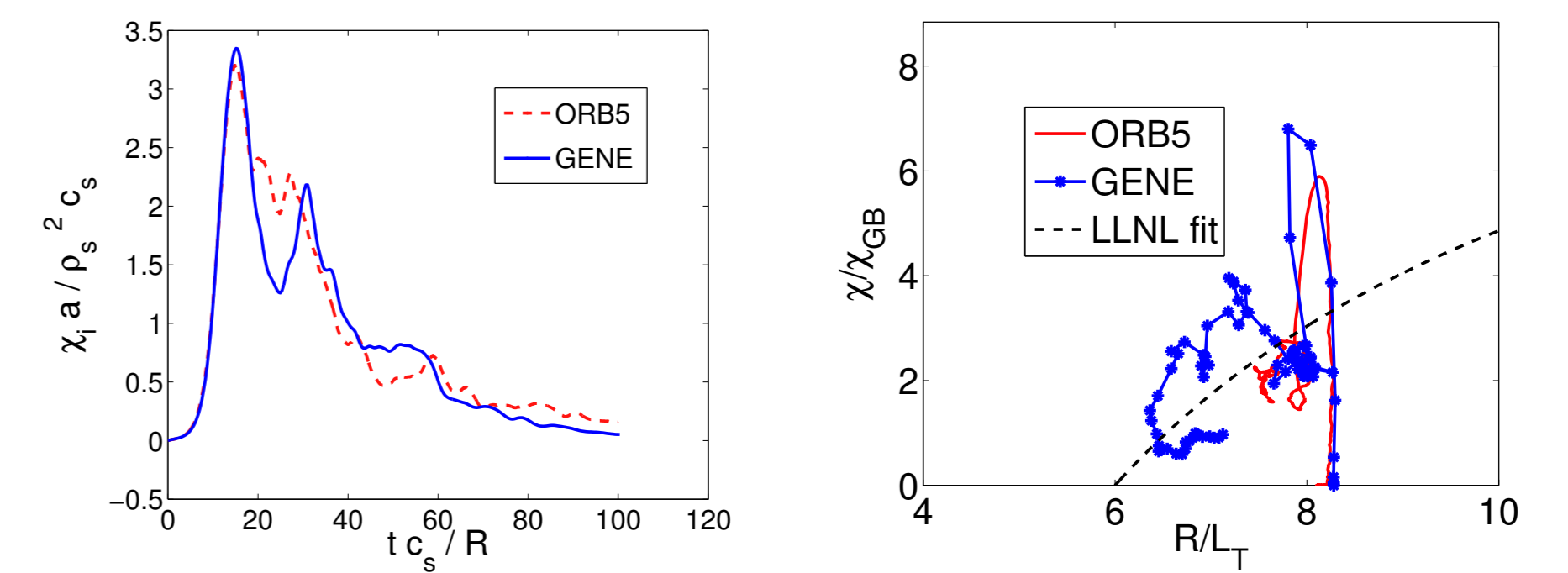
Parameters : $a/R = 0.1$, $\rho^* = 1/180$, $q = 1 + 0.75(x/a)^2$, $T_i/T_e = 1$, $R/L_T = R/L_n = 0$, $f_1(t=0) = \cos(\pi x / l_x)$. Adiabatic electrons.



Evolution of the flux-surface-averaged, radial electric field. Initial electrostatic potential, solution to the Q.N. equation.

- ▶ Good agreement obtained for GAM frequency and damping rate, as well as for residual.
- ▶ Remaining discrepancies related to ρ^* approximations in GENE, in particular in the gyroaveraging appearing in Q.N. equation.
- ▶ After correcting these ρ^* approximations on gyroaveraging:
 - ▶ Very good agreement is reached on the Q.N. solution.
 - ▶ However, zonal modes become unstable! (under investigation).
- ▶ Current simulation results are thus still obtained using the uncorrected gyroaveraging operator.

Non-Linear ITG Simulations without Sources \Rightarrow Relaxation



Evolution of ion heat diffusivity χ_i for CYCLONE parameters with peaked grad. profiles. $(R/L_T, \chi_i)$ trace for CYCLONE parameters with flat grad. profiles [7].

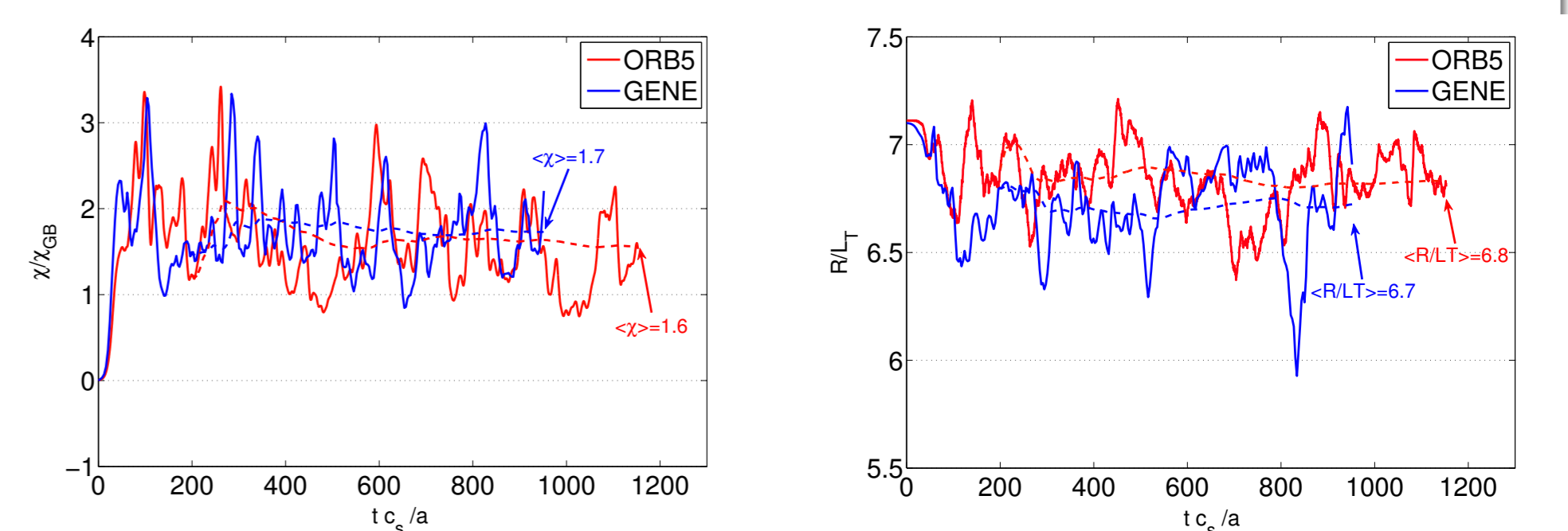
- ▶ Same initial conditions \Rightarrow Remarkable agreement: Time traces of the first burst are essentially identical.
- ▶ Global GENE recovers well the non-linear relaxation traces in the $(R/L_T, \chi_i)$ plane published in [7].

Non-Linear ITG Simulations with Sources \Rightarrow Quasi-Stationary Microturbulence

- ▶ Radially dependent heat source/sink over whole system, conserving surface-averaged density and parallel momentum:

$$\frac{df_1}{dt} = -\gamma_h \left[\langle f_1(\vec{X}, |v_{\parallel}|, \mu) \rangle - \langle f_0(\vec{X}, |v_{\parallel}|, \mu) \rangle \frac{\langle \int d\vec{v} \langle f_1(\vec{X}, |v_{\parallel}|, \mu) \rangle \rangle}{\langle \int d\vec{v} \langle f_0(\vec{X}, |v_{\parallel}|, \mu) \rangle \rangle} \right]$$

- ▶ Relaxation coefficient $\gamma_h \sim 10^{-1} \gamma_{ITG}$ \Rightarrow Background temperature profile is approximately maintained, while avoiding direct effect on microturbulence.
- ▶ CYCLONE parameters with flat grad. profiles.
- ▶ Numerical resolution: $(120 \times 48 \times 16 \times 48 \times 16)$ in the $(x, y, z, v_{\parallel}, \mu)$ directions.



Time evolution of (a) heat diffusivity χ_i , and (b) temperature gradient R/L_T for CYCLONE parameters with heat sources/sinks.

References :

- [1] F. Jenko, et al., *Phys. Plasmas* 7, 1904 (2000).
- [2] H. Lütjens, et al., *Comp. Phys. Comm.* 97, 219 (1996).
- [3] X. Lapillonne, et al., *Phys. of Plasmas* 16, 032308 (2009).
- [4] M. Fivaz, et al., *Comp. Phys. Comm.* 111, 27 (1998).
- [5] S. Joliet, et al., *Comput. Phys. Comm.* 177, 409 (2007).
- [6] A. M. Dimits, et al., *Phys. Plasmas* 7, 969, (2000).
- [7] G. L. Falchetto, et al., *Plasma Phys. and Control. Fusion* 50, 124015 (2008).