

## Conception and Construction of a 3 DOF Optical Precision Sensor Integrated in Micro-Robots

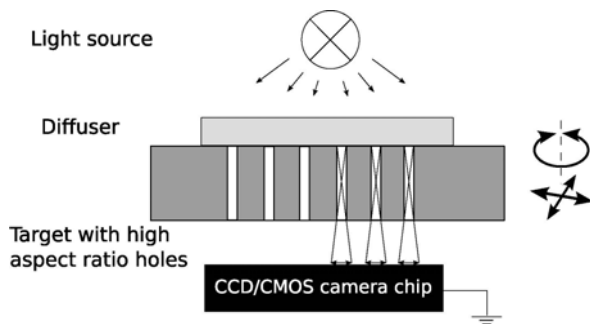
*Leos Urbanek, Micro-Engineering*

*Assistants: Fabian Kaegi, Thomas Cimprich*

*Professor: Reymond Clavel*

Today’s mobile micro robots can achieve very high resolutions. However, there is virtually no 3 DOF sensor that allows to measure a large range in  $\theta_z$  ( $360^\circ$ ) that is cheap and small and that can be integrated in these robots.

We obtain a position noise resolution in X and Y of  $\pm 186\text{nm}$  and an angular noise of  $1.4'$ . A processing speed of  $8.4\text{Hz}$  is obtained on a Pentium IV processor. The decoding algorithm takes only  $1.4\text{ms}$  to calculate the position out of a pretreated image.



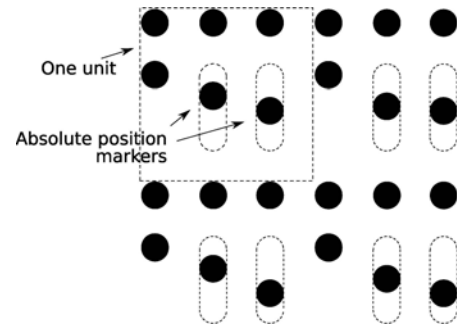
*Construction of the proposed 3DOF sensor*

We develop a sensor with a range of  $30 \times 30\text{mm}^2$  in x and y (for our application). However, this range can be easily extended. An angular range of  $360^\circ$  is obtained. We minimize the sensor thickness by not using the camera optics. This forces us to use high aspect ratio holes in order to get a high contrast image.

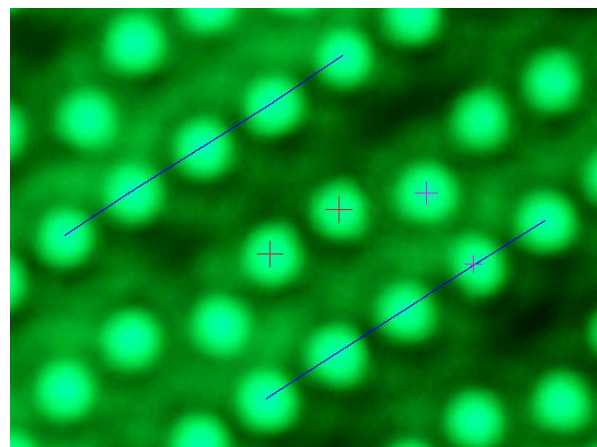
	Range	Resolution (noise)
x, y	$30 \times 30\text{mm}^2$	$< \pm 186\text{nm}$
$\theta_z$	$360^\circ$	$1.4'$

*Range and obtained noise*

The absolute position is coded by an array of units, whose coarse position is given by the relative position of two holes in comparison to the regular part of the unit.



*The absolute position code; the relative position of the two absolute position markers defines the position of the unit*



*Detection of the different components of the absolute code on a target*